



Communities In Schools

Indiana

State Director: Vivian Ashmawi

www.cisindiana.org

State Office Data

- The state office budget during the 2014-15 school year was **\$97,145**.
- The state office employed **4** staff members and engaged **11** Board Members.

Affiliate Level Data

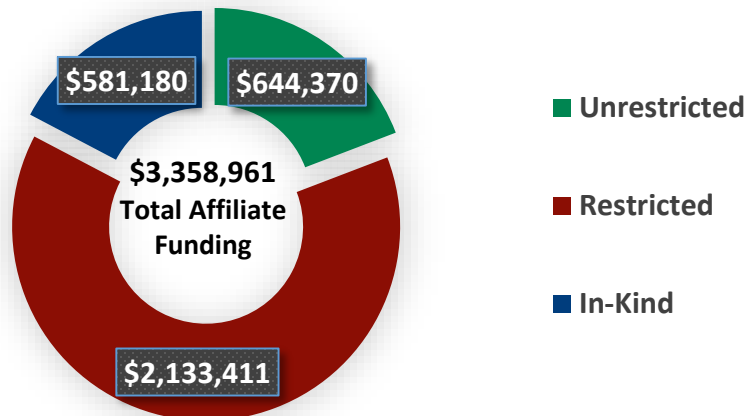
- The CIS network in Indiana was comprised of **3** affiliates.
- 15%** of non-site coordinator staff worked full-time and **85%** of non-site coordinator staff worked part-time.
- 34%** of site coordinators were employed full-time and **66%** were employed part-time.
- Local affiliates operated with a total budget of **\$3,358,961** and a median budget of **\$885,100**.
- 53%** of funding came from public sources and **47%** came from private sources.

Where We Are...

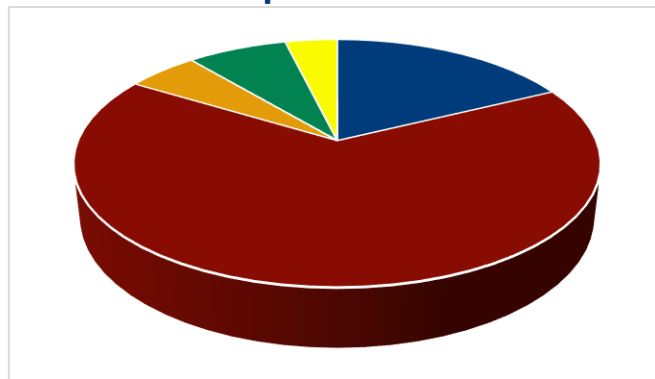


- ★ Affiliate Office
- ★ State Office

Amount Received by Funding Type Across Affiliates



Human Resources Representation Across Affiliates



- Volunteers: 163
- Partners: 605
- Board Members: 48
- Non-SC Staff Members: 67
- Site Coordinators: 35



Communities In Schools

Indiana

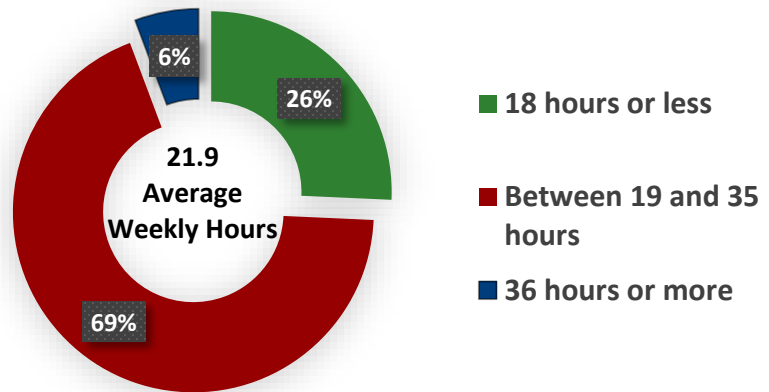
State Director: Vivian Ashmawi

www.cisindiana.org

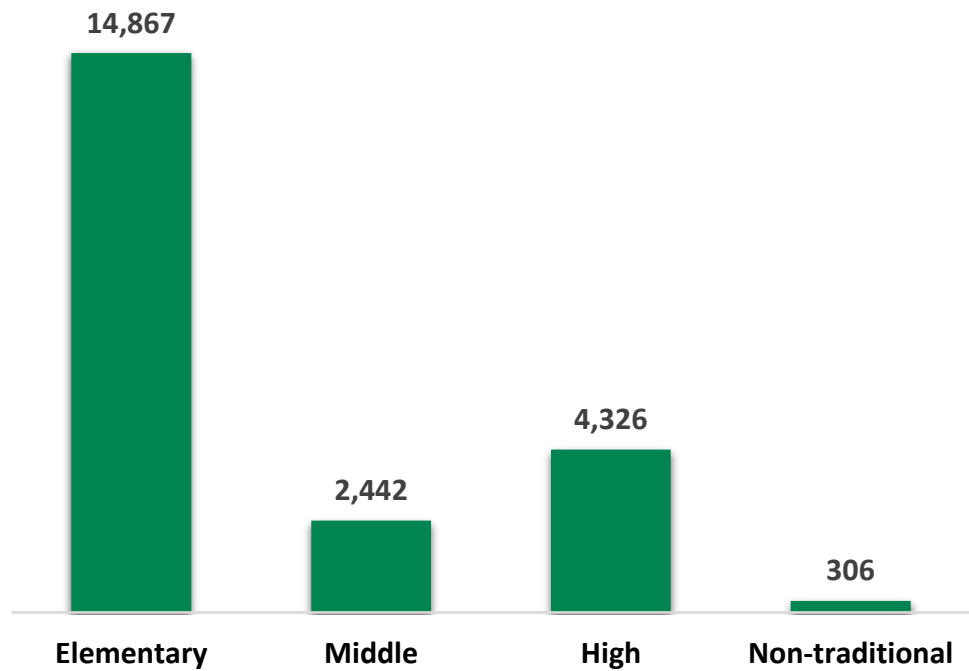
Site Level Data

- 43 sites were served.
- 56% of CIS sites in Indiana were Comprehensive, 28% were Developing, and 16% were Other sites.
- 44% of sites were in urban, 30% were in suburban, and 26% were in rural locations.
- 74% of sites were elementary schools, 12% were middle schools, 12% were high schools, and one site (2%) was a non-traditional school.
- Site Coordinators had been at their respective sites for an average of 2.3 years.

Weekly Site Coordinator Presence at Site¹



Number of Students Served by Site Type



¹ Calculations based on 35 sites at which a Site Coordinator is present.



Indiana

State Director: Vivian Ashmawi

www.cisindiana.org

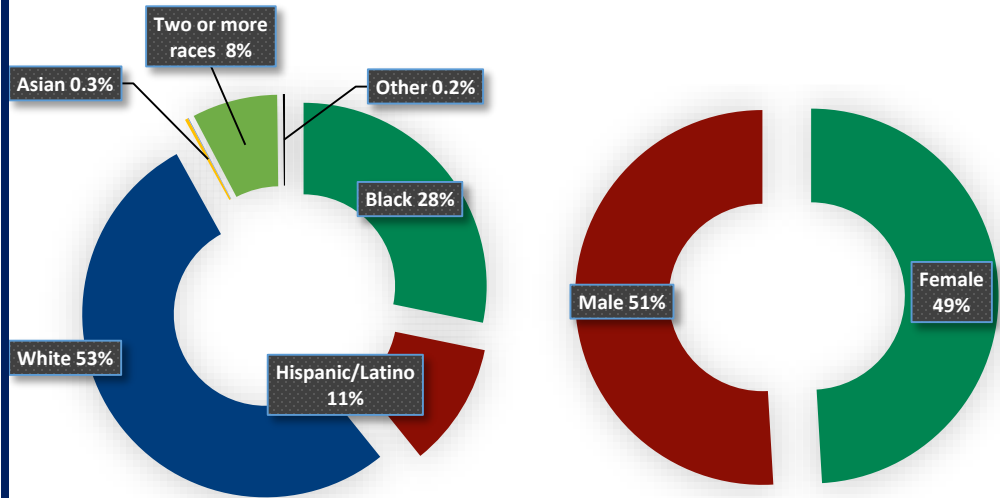
Student Level Data

- **21,941** students were served by CIS affiliates in Indiana.
- **19,735** students participated in whole school supports only.
- **2,206** students received case management.
- The saturation rate of students receiving whole school supports was **90%** of the school population and the case management rate was **10%**.
- **81%** of case-managed students qualified for free or reduced-price lunch.
- **6,705** parents were engaged by CIS and **661** of them received targeted services.

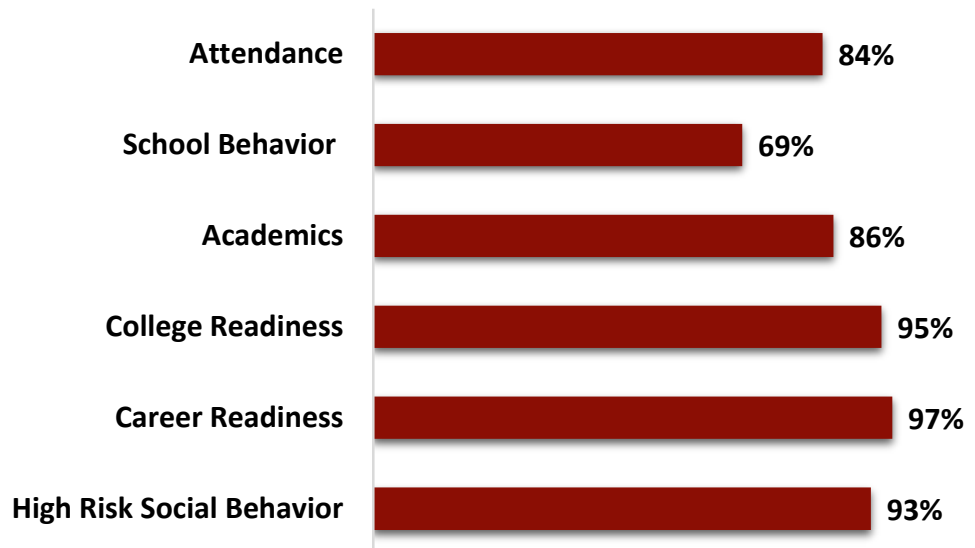
Case-Managed Student Outcomes

- **91%** of K-11 students were promoted.
- **85%** of seniors graduated.
- **Less than 1%** of students dropped out.
- Of the seniors tracked after graduation, **33%** attended post-secondary school, **40%** went into the workforce, and **7%** joined the military (**20%** had an Other result).

Demographics of Case-Managed Students



Percent of Case-Managed Students Who Met Assigned Goals²



² Social-Emotional Learning goals were not tracked for the 2014-15 school year.